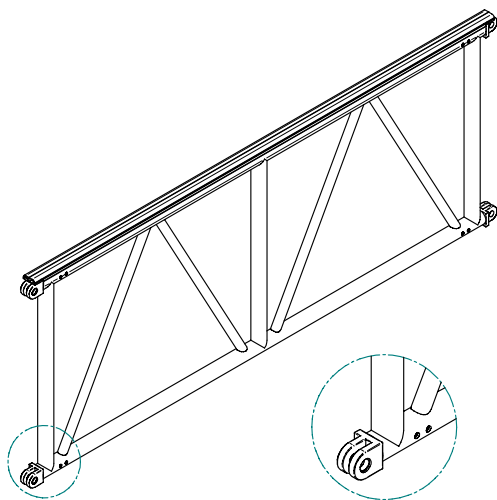
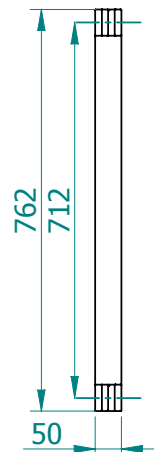
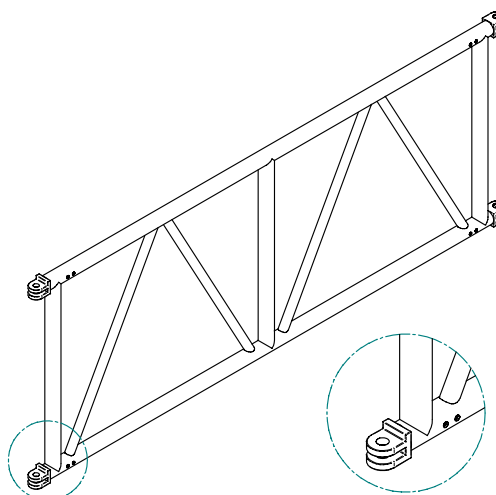


FL76 for LIBERA system



FL76R for LIBERA system



FL76P to link to RL76 system

Description	Specification
Height	762 mm
Distance between axis	712 mm
Lengthways tubes	Extruded aluminium EN-AW 6082 T6 - Ø50x4mm
Tube with canopy rail	Extruded aluminium EN-AW 6005 T6
Crossways tubes	Extruded aluminium EN-AW 6082 T6 - Ø30x3mm
Connecting Fork	Steel 9SMnPb36
Welding process	TIG (UNI8634 / DIN4113)
Available length [cm]	47 - 59 - 100 - 200 - 300

Section Area	Moment of Inertia Y – axis	Moment of Inertia Z – axis	Allowable bending moment Y – axis	Allowable bending moment Z – axis	Selfweight (approx.)
[mm ²]	[mm ⁴]	[mm ⁴]	[kNm]	[kNm]	[N/m]
1156	146.814.918	154.051	-	-	90

The allowable bending moment can be defined only if FL76 is assembled in a complex structure. You can find in the catalogue the available dimensions of truss and respective weights. These technical data are valid only for structures entirely assembled with Litec materials.

Emissione 14/04/2004	LITEC s.r.l. – Via Venier, 52 – 30020 Marcon (VE) www.litectruss.com - info@litectruss.com	LLTCST23GB2 Versione 2
--------------------------------	---	----------------------------------