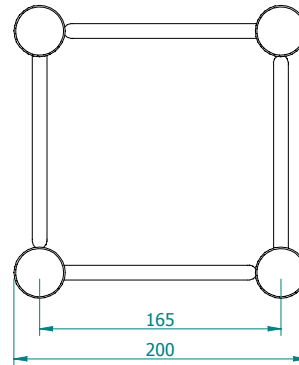
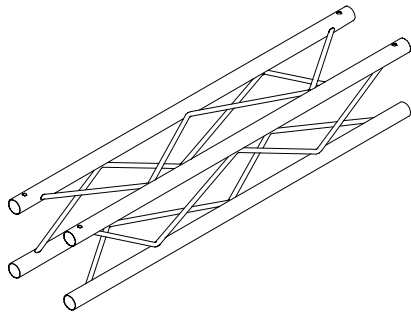
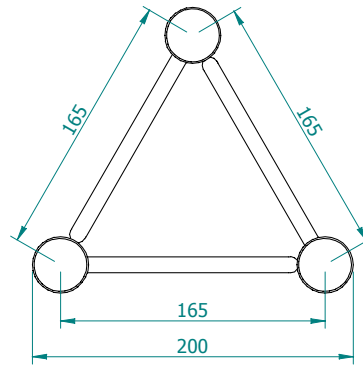
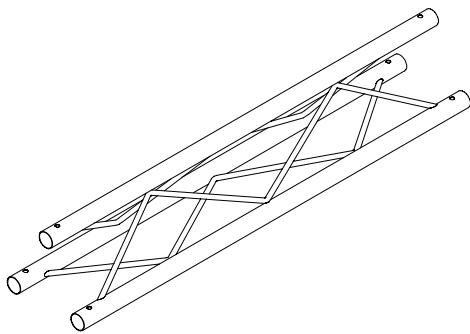


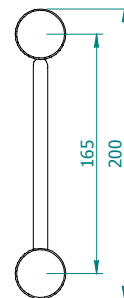
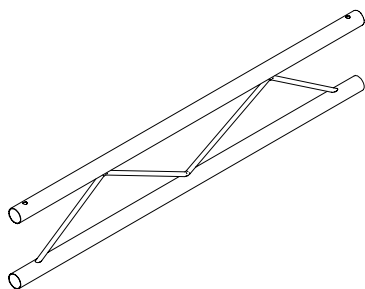
Description	Specification
External dimensions (height x width)	200 mm x 200 mm
Distance between axis	165 mm x 165 mm
Lenghtways tubes	Extruded aluminium EN-AW 5086 H36 – Ø35x1mm
Crossways tubes	Extruded aluminium EN-AW 5086 H36 – Ø10x1mm
Connecting plate	Cast aluminium EN AC 47000
Welding process	TIG (UNI8634 / DIN4113)



QB20	Available length / weight [cm / Kg]	60/0,8 – 80/1,2 – 100/1,5 – 160/2,3 – 200/2,9 – 300/4,4
------	-------------------------------------	---



TB20	Available length / weight [cm / Kg]	60/0,8 – 80/1,2 – 100/1,5 – 160/2,3 – 200/2,9 – 300/4,4
------	-------------------------------------	---



FB20	Available length / weight [cm / Kg]	60/0,8 – 80/1,2 – 100/1,5 – 160/2,3 – 200/2,9 – 300/4,4
------	-------------------------------------	---

These technical data are not valid for circular truss.
 These technical data are valid only for structures entirely assembled with Litec materials.

Emissione 14/04/2004	LITEC s.r.l. – Via Venier, 52 – 30020 Marcon (VE) www.litetruss.com - info@litetruss.com	LLTCST01GB1 Versione 1
--------------------------------	--	----------------------------------